

KS1 Phonics

What is Phonics?

Phonics is a simple process whereby children break down words into sounds and then blend them together to read the whole word. Children are expected to be able to do this with both real and made up (nonsense) words.

How to Help Your Child with Phonics and reading at home:

1. Take the time to read with your child each day. Enjoy this time together! When reading encourage your child to 'sound out' the words from left to right and then blend them together. Take every opportunity there is to encourage your child to read including reading signs, menus and on screen information.
2. Online resources can be a stimulating way to encourage your children to practice their phonic decoding. Below are websites that offer free phonics activities based on the programmes we follow in school:

www.phonicsplay.co.uk

<http://www.bbc.co.uk/schools/wordsandpictures/phonics/>

<http://www.bbc.co.uk/bitesize/ks1/literacy/phonics/play/>

<http://www.ictgames.com/forestPhonics/forestPhonicsOnline/index.html>

http://www.ictgames.com/tellAtRex_v3.html

3. Games that help children to identify the sounds in words are also a fun way to support phonic decoding. Playing games such as 'I-spy' help children to think about the letter sounds in words. You could hunt around the house or park for items beginning with or containing specific sounds, or make a 'sound soup' using ingredients containing a particular sound (Warning- sound soup is not usually edible!)
4. Make it fun! Learning at this age needs to be fun and engage. Enjoy a range of experiences with your child and stimulate their experiences through these experiences.
5. Finally, we are here to help. Please do not hesitate to come and speak to your child's class teacher if you have any concerns.

**PLEASE SEE OVERLEAF FOR PHONICS WORDS MATS TO HELP YOUR CHILD
AT HOME**

Keywords

By the end of Year 1, these are the words your child needs to know how to spell:

the, a, do, to, today, of, said, says, are, were, was, is, his, has, I, you, your, they, be, he, me, she, we, no, go, so, by, my, here, there, where, love, come, some, one, once, ask, friend, school, put, push, pull, full, house, our

By the end of Year 2, these are the words your child needs to know how to spell:























door, floor, poor, because, find, kind, mind, behind, child, children, wild, climb, most, only, both, old, cold, gold, hold, told, every, everybody, even, great, break, steak, pretty, beautiful, after, fast, last, past, father, class, grass, pass, plant, path, bath, hour, move, prove, improve, sure, sugar, eye, could, should, would, who, whole, any, many, clothes, busy, people, water, again, half, money, Mr, Mrs, parents, Christmas

PLEASE SEE OVERLEAF FOR ADDITIONAL WORDS YOUR CHILD NEEDS TO LEARN

In both Year 1 and Year 2 we will be working on these additional words:

| | | | | |
|----------|-----------|----------|----------|-----------|
| has | had | an | as | bed |
| but | did | from | got | school |
| him | his | if | jump | not |
| of | want | one | little | there |
| do | off | could | put | than |
| that | them | then | us | when |
| low | new | about | another | because |
| by | can't | down | half | home |
| just | live | after | back | been |
| called | first | have | house | last |
| made | again | ball | brother | came |
| don't | good | her | how | laugh |
| make | many | much | next | old |
| out | seen | so | their | time |
| tree | who | were | may | must |
| night | once | over | should | some |
| these | too | water | what | would |
| more | name | now | our | people |
| sister | take | took | very | way |
| where | your | Monday | Tuesday | Wednesday |
| Thursday | Friday | Saturday | Sunday | day |
| week | January | February | March | April |
| May | June | July | August | September |
| October | November | December | month | year |
| one | two | three | four | five |
| six | seven | eight | nine | ten |
| eleven | twelve | thirteen | fourteen | fifteen |
| sixteen | seventeen | eighteen | nineteen | twenty |
| number | red | orange | green | blue |
| black | white | brown | pink | purple |

| | | | | | | | |
|---|--|--|---|--|--|---|--|
| ai  | air  | ar  | ch  | ear  | ee  | er  | igh  |
| j  | ng  | oa  | oi  | oo  | oo  | or  | ow  |
| qu  | sh  | th  | ur  | ure  pure | v  | w  | x  |
| y  | z  | zz  | <h2>My Phase 3 sound mat</h2> <p> www.twinkl.co.uk Copyright © 2010 twinkl</p> | | | | |

| | | | | | | | |
|--|--|--|--|--|---|---|---|
| ay  | ou  | ie  | ea  | oy  | ir  | ue  | ue  |
| aw  | wh  | ph  | ew  | ew  | oe  | au  | ey  |
| a-e  | e-e  | i-e  | o-e  | u-e  | u-e  | | |