

Phonics -


Key Stage 1

Helping your child at home with their phonics.




Phonics

- Correct pronunciation.
- Little and often is the key. Does not have to be formal.
- Link it to your child's interests.















































Phoneme

- The smallest unit of sound in a word.
- There are 44 phonemes that we teach.



The 44 phonemes


| | | | | | | | | | | |
|--|---|---|---|---|---|---|---|---|---|---|
| /b/ | /d/ | /f/ | /g/ | /h/ | /j/ | /k/ | /l/ | /m/ | /n/ | /ŋg/ |
|  |  |  |  |  |  |  |  |  |  |  |
| /p/ | /r/ | /s/ | /t/ | /v/ | /w/ | /y/ | /z/ | /θ/ | /ð/ | /tʃ/ |
|  |  |  |  |  |  |  |  |  |  |  |
| /ʃ/ | /ʒ/ | /ɑ/ | /ɛ/ | /i/ | /o/ | /u/ | /æ/ | /ee/ | /ie/ | /oe/ |
|  |  |  |  |  |  |  |  |  |  |  |
| /ue/ | /oo/ | /ar/ | /ur/ | /au/ | /er/ | /ow/ | /oi/ | /air/ | /ear/ | /ure/ |
|  |  |  |  |  |  |  |  |  |  |  |

Blending

Recognising the letter sounds in a written word, for example


c-u-p

and merging or 'blending' them in the order in which they are written to
pronounce the word 'cup'




Segmenting

- ‘Chopping Up’ the word to spell it out.
- The opposite of blending.




Our focus in Year One

- Learn the Phase 3& 5 Sounds through blending and segmenting.
- Reading Comprehensions to show understanding of what they are reading.
- Spelling Year One keywords correctly.



Our focus in Year Two

- Review the Phase 3& 5 Sounds through blending and segmenting.
- Reading Comprehensions to show understanding of what they are reading.
- Spelling keywords from Key Stage 1
correctly.



ai



air



ar



ch



ear



ee



er



igh



j



ng



oa



oi



oo



oo



or



ow



qu



sh



th



ur



ure



pure

v



w



x



y



z



zz



My Phase 3 sound mat

Phase 5

ay



ou



ie



ea



oy



ir



ue



ue



aw



wh



ph



ew



ew



oe



au



ey



a-e



e-e



i-e



o-e



u-e



u-e



Our Phonics Lesson

- 20 minutes session daily. Focus on learning new sounds and reviewing previous sounds.
- Start with a recap of sounds previously learnt, move to learning new sound and then practise reading and writing the new sound using games and activities.



Reading Comprehension

Decoding is only part of reading!

It is important to make sure your child is understanding what they read so that they can begin to enjoy and find purpose in reading.



Reading at home

Read to your child regularly at home.


Keep bedtime
stories!






Spelling

Your child needs to learn to spell a number of keywords by the end of Year 1 and then Year 2. These are crucial to their learning



Grammar and Punctuation



A

.

?


!

- Past tense
- Plurals



How you can help...

- Regular reading.
- Support your child when spelling by encouraging them to sound out.
- Encourage reading of books, own library books, newspapers, signs etc.



Any Questions?

Please make sure you take a handout with you.

